

50W LED A Corn Light Specification



REPLACE
⇌



SAMSUNG SMD5630 125lm/w

360° beam angle

Flame retardant material

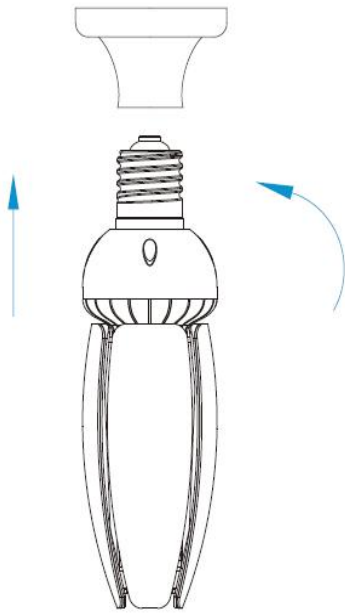
IP65 waterproof design



SPECIFICATION

| Model No. | Watts (W) | Color Accuracy (CRI) | Light Output (lm) | Input Voltage | IP | CCT (K) | Beam Angle | UL | DLC |
|--------------------|-----------|----------------------|-------------------|---------------|------|---------|------------|----|-----|
| DJ-CL50W-3000K-E39 | 50W | >80 | >6250lm | 100-277V | IP65 | 3000K | 360° | Y | Y |
| DJ-CL50W-4000K-E39 | | | | | | 4000K | | Y | Y |
| DJ-CL50W-5000K-E39 | | | | | | 5000K | | Y | Y |
| DJ-CL50W-6000K-E39 | | | | | | 6000K | | Y | N |

INSTALLATION

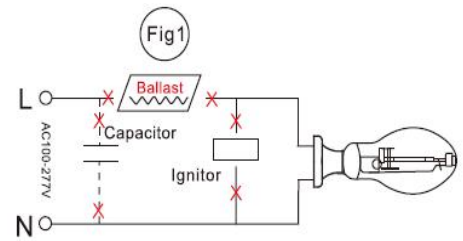


Step:1

Turn off power before installation.

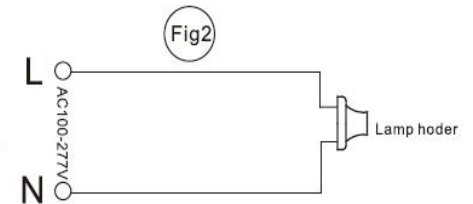
Step:2

Shown as figure 1
Remove the ballast, Capacitor, and Ignitor(if existing)



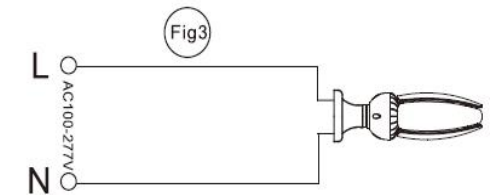
Step:3

Shown as figure 2
Make sure the Alternating Current Wires connected to E26 or E39 socket directly.
(Reattach or replace ground lead if one is needed)



Step:4

Shown as figure 3
Screw the LED lamp onto the corresponding socket.



•Warning-Risk of fire or electric shock. LED retrofit lamp installation requires knowledge of luminaires electrical systems.

If not qualified, do not attempt installation, contact a qualified electrician.

•Warning-All the LED lamps can be used for dry, damp, wet locations, do not use where immersed to water.

•Warning-Do not dim. Do not use with dimmers, timers, or other control devices.

•All the LED lamps are suitable for use in totally enclosed fixtures.

•Operating Temperature: -30°C to 60°C (-22°F to 140°F)

APPLICATION



Wall Pack



Acorn



High/ Low Bay



Garage Light



Post Top



Ball



Pendant



Flood Light