

2X2Ft 40W LED Panel Light Specification



Product Description

- * High light efficacy, save more energy
- * Driver protected by junction box, attached to the back of the panel, more secure and stable.
- * Approved by DLC, UL/cUL.
- * Lead free and eco-friendly, zero maintenance.
- * 50,000 hours lifespan
- * High power factor ≥ 0.9 , THD < 15%
- * 0-10v dimming

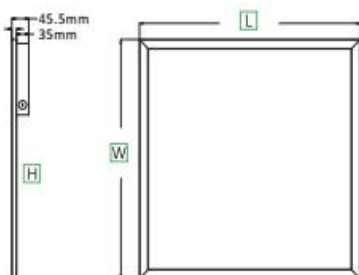
Applications:

Offices, Warehouse, Healthcare facilities, Workshops, Schools, Airport, Subway, Hospitals, Factories, Retail stores, Other area lighting

SPECIFICATION

Model No.	Watts (W)	Input Voltage	Efficacy (LPW)	Light Output (lm)	Color Accuracy (CRI)	Dimming	Beam Angle	UL	DLC
DJ-PL2X2-3000K-40WD-P	40W	100-277V	130LPW $\pm 5\%$	5200LM $\pm 5\%$	>80	0-10v dimmable	>110°	Y	Y
DJ-PL2X2-4000K-40WD-P								Y	Y
DJ-PL2X2-5000K-40WD-P								Y	Y
DJ-PL2X2-6000K-40WD-P								Y	N

Dimension:




Dimension	L	W	H
2x2 ft	23.8"	23.8"	0.43"

PRODUCT PICTURES



Front View



Back View



0-10v dimmable Driver



Safety Cable
(Optional Accessory)



Earthquake Clip
(Standard Accessory)

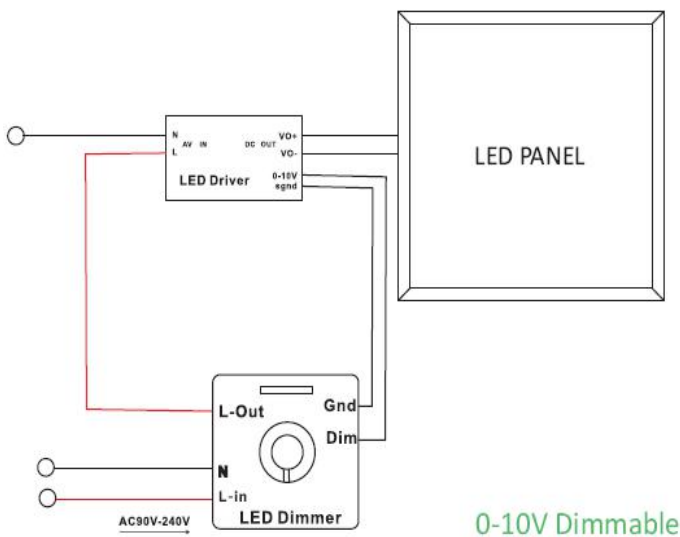


Surface Mounting Fram
(Optional Accessory)

INSTALLATION &

MAINTENANCE

Installation Wiring Diagram:



Maintenance and notice:







--The LED panel light is intended for illuminating indoor areas; it may be installed and used only in dry, enclosed indoor rooms. Please observe the specification carefully at all times! Our products complies with the applicable national and American requirements.

* The product does not require any maintenance. You should never take it apart. The LED used are permanently installed; they cannot be replaced.

* Before cleaning the product it must be disconnected from the power supply. Unplug the mains plug from the power supply or switch off the

*Do not press too strongly on the diffuser plate of the LED panel as this may cause scratches or other damage.

* Dust can easily be removed using a clean, soft brush and a vacuum cleaner.

Installation Methods	Picture	Accessory Required	Accessory Description
Suspended			Suspending Wire: Packing: 4pcs/set Material: Steel Color: Silver
Recessed			Earthquake Clip: Packing: 4pcs/set Material: SGCC Color: Silver
Mounted			Surface Mounting Fram: Packing: 4pcs/set Material: Aluminum Color: White